



**FAIRPLEX**

PRESENTS

4th - 5th/6th Grade


Shifting



Aesthetics:

**A Selection of Works by 11  
Contemporary L.A. Artists**

*Shifting Aesthetics* focuses on celebrating the talents and achievements of artists living and working in Los Angeles, using various mediums including ceramics, painting, mixed media, and photography. The exhibition highlights and speaks to the diversity in experiences, perspectives, and styles of each artist's body of work, as they forge their own unique artistic path within the L.A. landscape.





# You're the Artist

Take a minute and think about the kind of art you would make if you became an artist. What is most important to you? Would you paint landscapes, sculpt shapes, or photograph friends? Write about what you would do below, and draw an example of your first art piece in the space above!

---

---

---

---

---

---

---

---

---


---

# The Artist Needs

## Your Help!





Darel's tape fell out of his hands  
and started rolling away- help  
him catch it!





Benicia forgot her camera at home! Help her find her way back to grab it.



# Types of Art

**Painting**- Created by using pigments (color) on a surface such as paper or canvas.

(Famous Artists: Vincent Van Gogh & Frida Kahlo)

**Drawing**- A 2D artwork created from lines or tone that uses pencils or charcoal.

(Famous Artists: Roy Lichtenstein & Kiki Smith)

**Sculpture**- 2D\* or 3D\*\* representative or abstract forms.

(Famous Artists: Anish Kapoor & Rachel Whiteread)

**Graphic Design**- The art of combining text and pictures in advertisements, magazines, or books.

(Famous Artists: Saul Bass & Paula Scher)

**Installation**- 3D works that are site-specific and transform the perception of a space.

(Famous Artists: Ai Weiwei & Yayoi Kusama)

**Photography**- The art or practice of taking and processing photographs.

(Famous Artists: Gregory Crewdson & Rineke Dijkstra)

**Printmaking**- Making pictures or designs by printing them from prepared plates or blocks.

(Famous Artists: Andy Warhol & Alison Saar)

**Illustration**- A drawing, painting, or printed work that explains, clarifies, or decorates a written text, used in books and comics.

(Famous Artists: Patrick Hruby & Olimpia Zagnoli)

**Ceramics**- The art of making objects of clay by hand-building or throwing on a wheel.

(Famous Artists: Brett Kern & Livia Marin)

**Video**- art which relies on using video technology as a visual and audio medium.

(Famous Artists: Ryan Trecartin & Rachel Rose)

**Performance**- An art form that combines visual art with dramatic performance.

(Famous Artists: Terence Koh & Yoko Ono)

**LEARN ABOUT THESE ARTISTS ONLINE OR AT YOUR  
LOCAL LIBRARY!**

\*2D (two-dimensional)- a shape or object that is flat; it only has width and height.

\*\*3D (three-dimensional)-an object that has width, height, and depth.

# Did you know?

There are so many different ways to express yourself and be creative. You can sing, you can dance, and you can even design clothes! Some other art forms include, but are not limited to, interior design, acting, game design, and knitting.

F	L	M	O	O	A	J	Q	L	N	E	N	V
F	C	U	J	R	S	G	J	Z	G	O	I	J
K	P	R	I	N	T	M	A	K	I	N	G	K
C	H	P	P	Q	D	Q	O	T	S	P	Q	I
G	A	S	H	Y	X	R	A	T	E	I	S	L
F	C	T	C	O	P	R	A	R	D	A	P	T
W	M	E	W	U	T	L	F	W	C	A	Y	K
E	M	M	R	S	L	O	E	D	I	V	W	R
F	L	H	U	A	R	P	G	N	H	N	S	P
B	M	L	T	M	M	R	T	R	P	D	G	D
W	L	I	A	B	V	I	U	U	A	Q	O	Q
I	O	N	W	R	N	C	C	M	R	P	D	Y
N	C	S	O	G	P	E	Z	S	Q	E	H	X
E	D	N	O	L	P	Q	E	X	G	S	Z	Y
L	Z	D	H	W	F	E	Y	Q	S	Q	D	U
D	R	I	E	W	X	R	E	Y	Y	E	C	D
F	G	D	T	O	U	A	R	C	K	T	Y	H
W	W	R	R	S	W	D	X	Q	W	P	O	N
V	A	C	S	K	X	B	H	K	Q	S	X	B
Z	B	H	S	X	R	H	E	W	T	K	C	Z

Use the words from the previously page to help you finish the word search.

# Home Art Activity

## Air Hardening Clay

Just like Charles Snowden, an artist in the exhibition that uses clay, you can use your own homemade clay to create too! Ask your parent to help you make your clay.

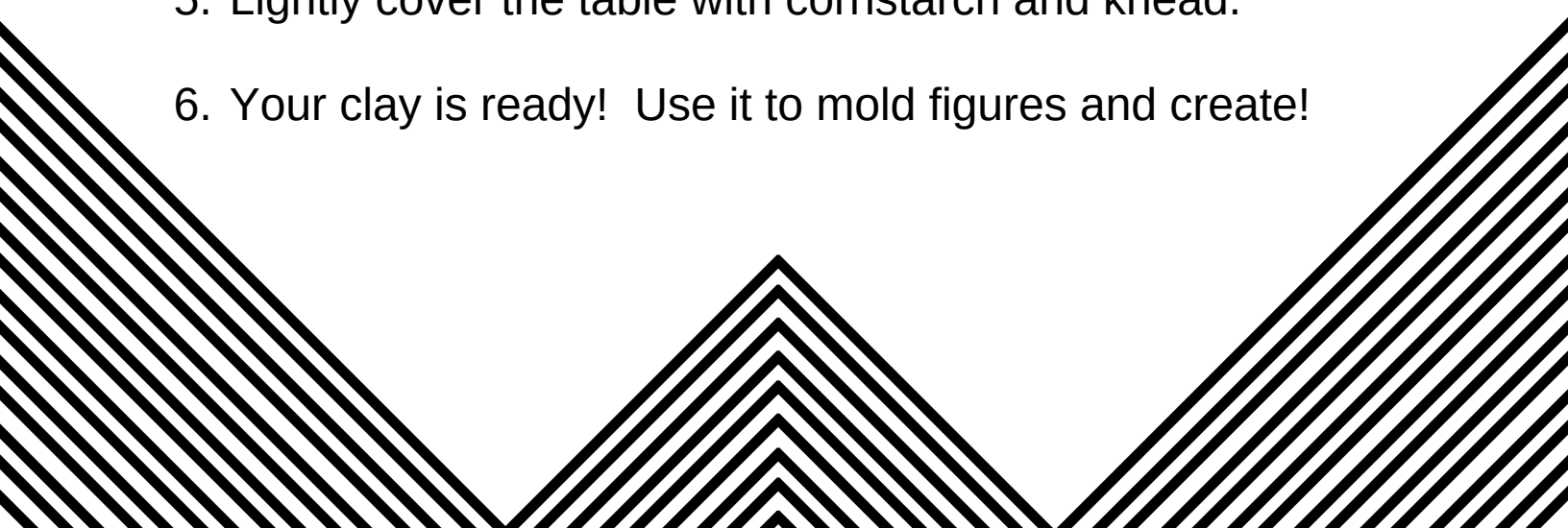
### Ingredients:

- 2 cups of baking soda
- 1 cup cornstarch
- 1.5 cups cold water

### Materials:

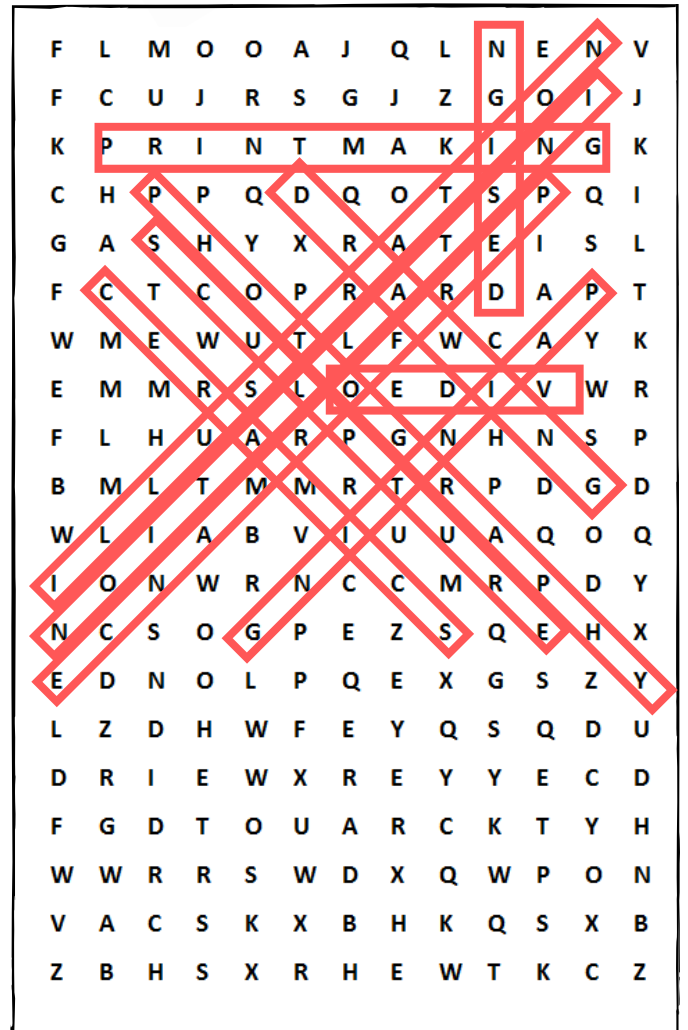
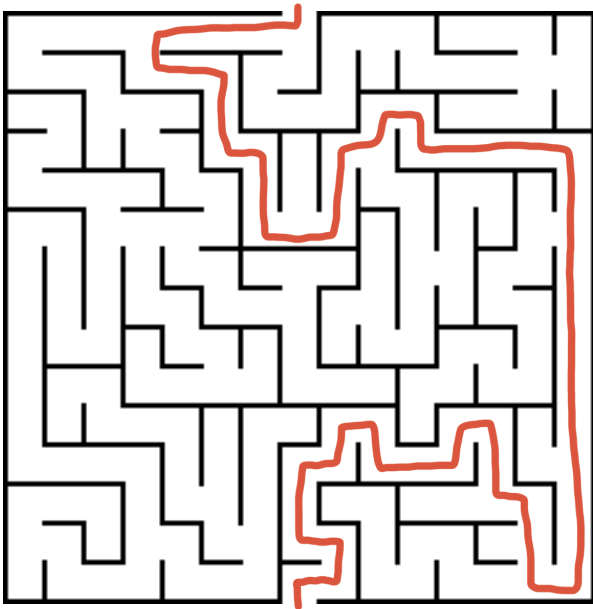
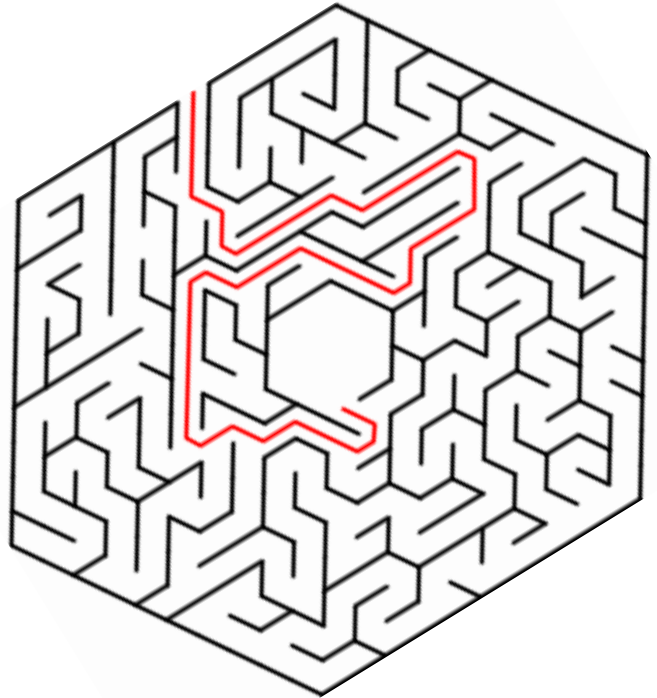
- pan
- spoon
- towel
- stove

1. Place ingredients in a pan and stir until smooth.
2. Set the pan over a medium heat and stir until boiling.
3. Stir out any lumps and cook until it looks like mashed potatoes.
4. Place the clay onto a plate and cover with a damp towel. Be careful, its hot! Let the clay cool before step 5.
5. Lightly cover the table with cornstarch and knead.
6. Your clay is ready! Use it to mold figures and create!




# Answer Key

## "Help the Artist" Activities



## Word Search Activity





Brochure designed and  
illustrated by Bryn Riihimaki

Learn more about Bryn's  
work [here](#)

